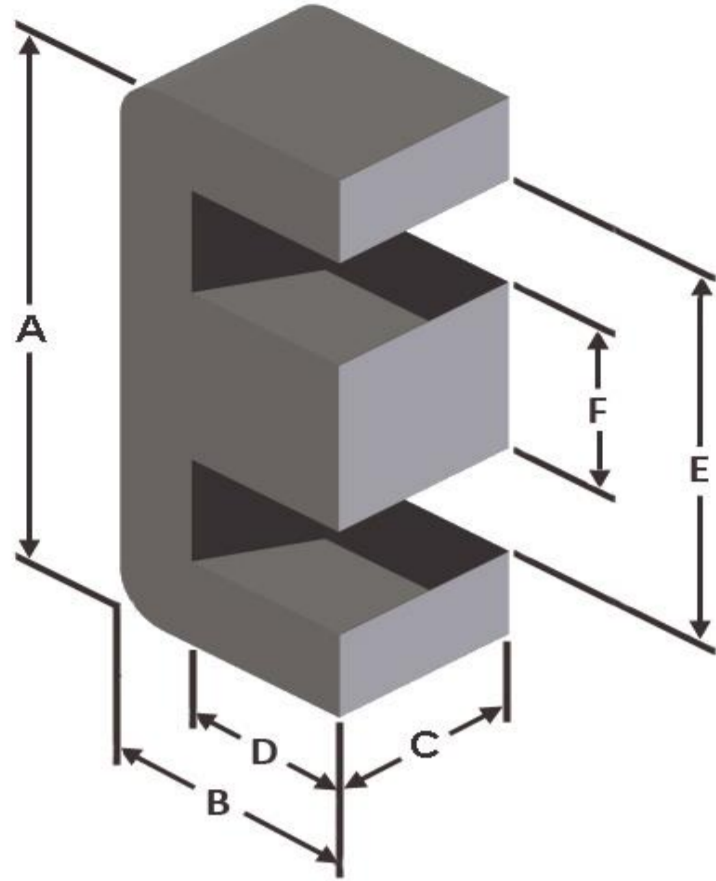


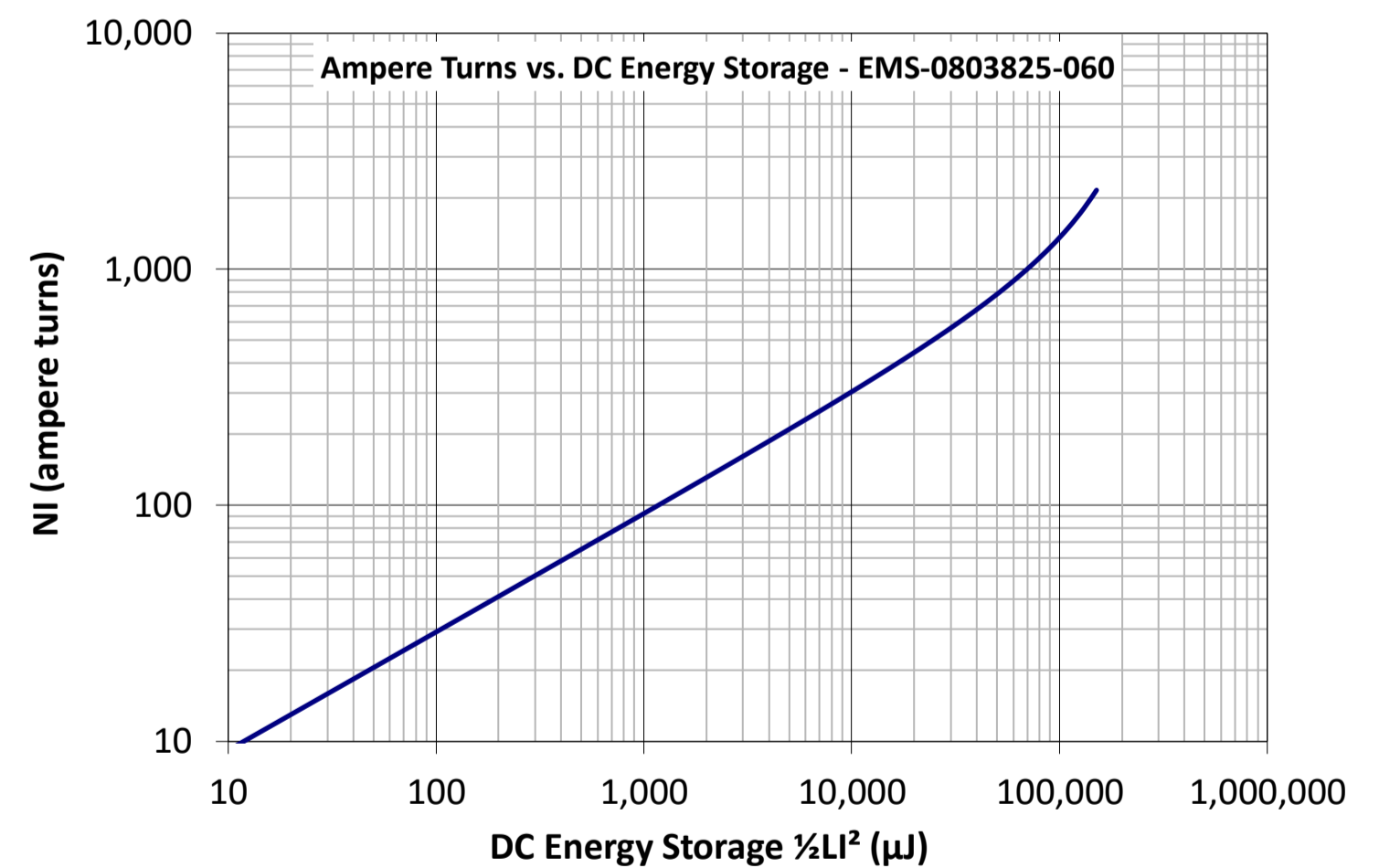
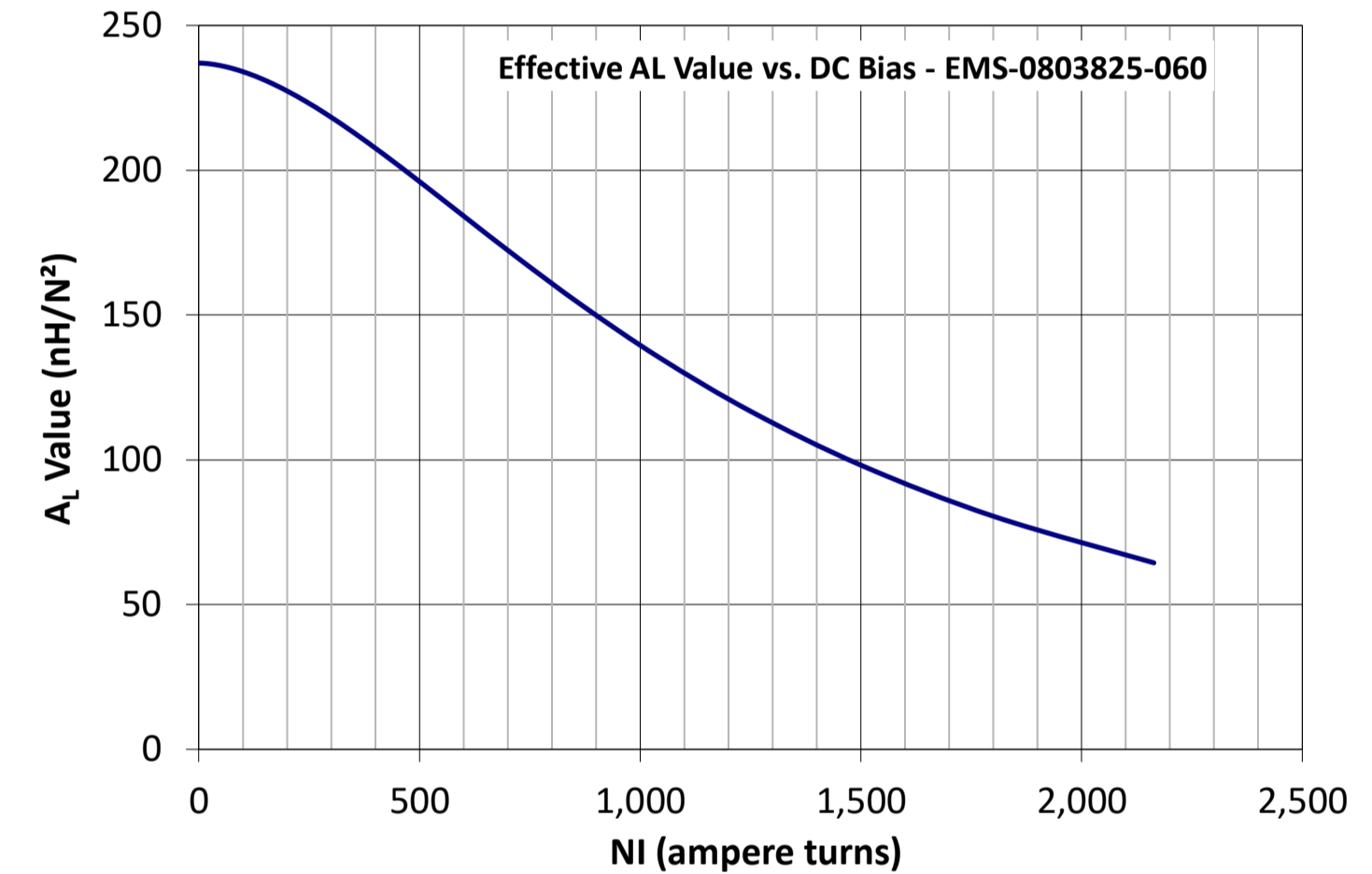
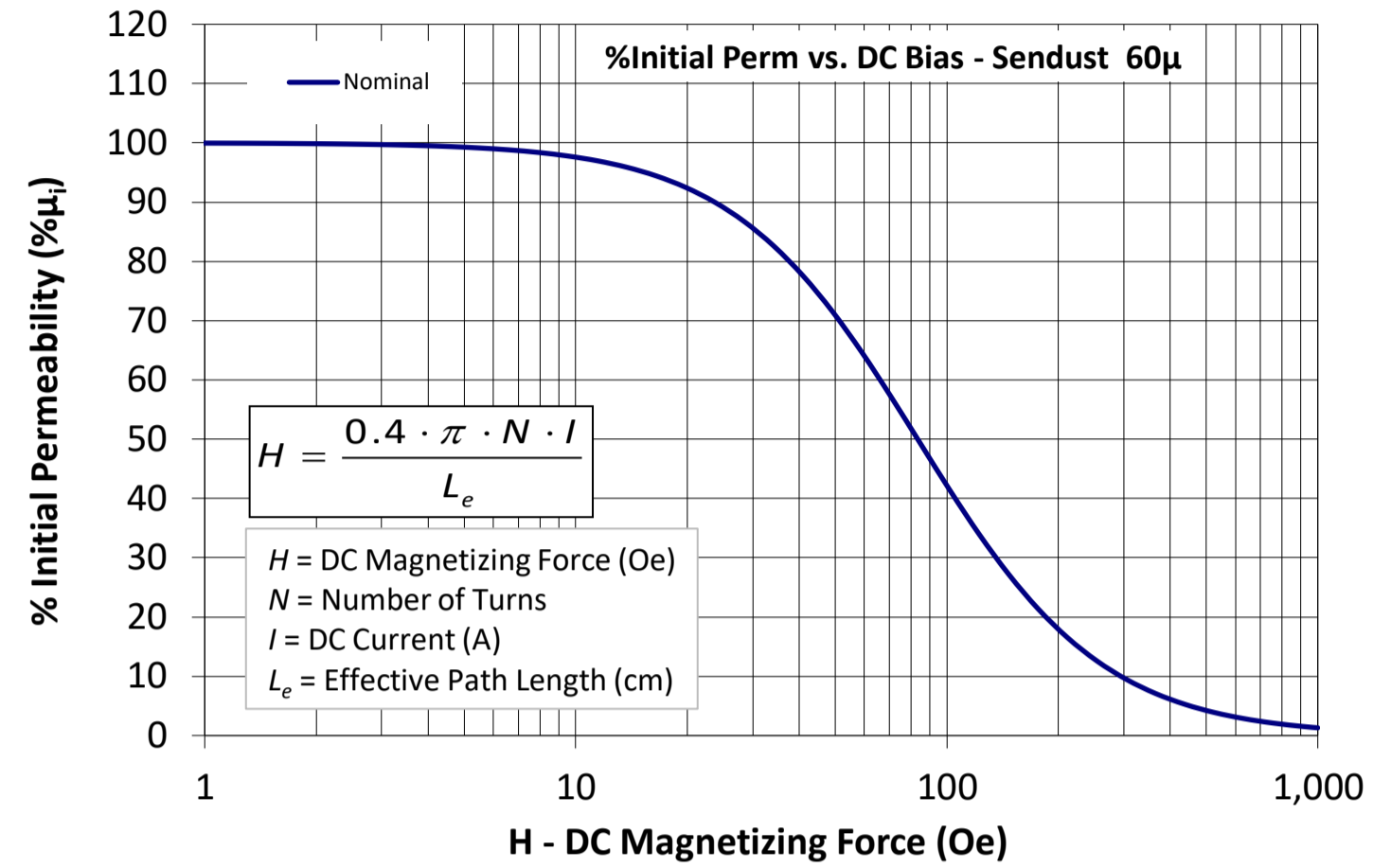
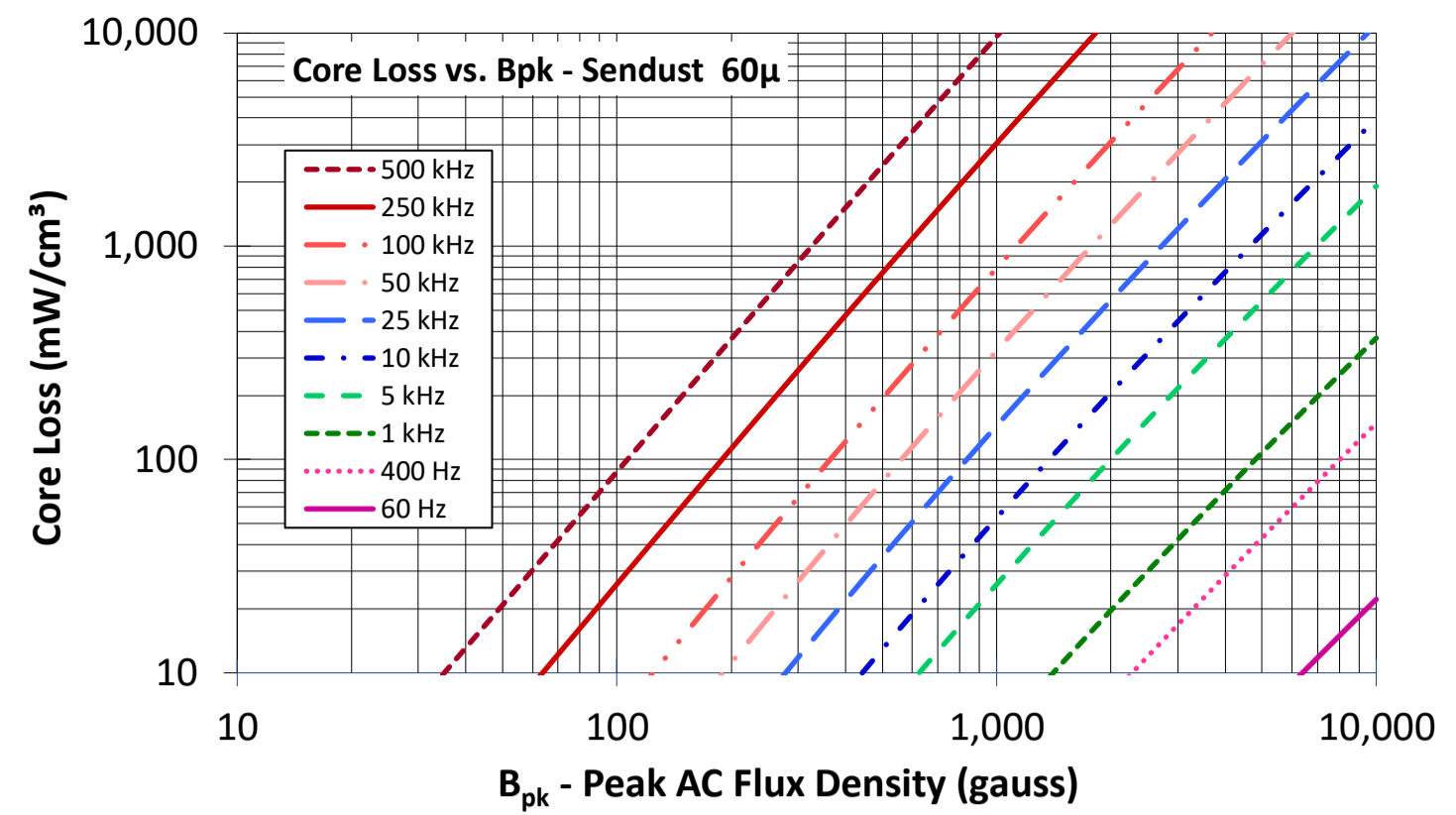


Part Number: EMS-0803825-060
Revision 20170620 - Generated 2017-Jun-20



| | | |
|-----------------------------|--|------------------------|
| A | 80 ± 1.19 mm | 3.150 ± 0.047 in |
| B | 38.1 ± 0.58 mm | 1.500 ± 0.023 in |
| C | 24.8 ± 0.41 mm | 0.976 ± 0.016 in |
| D | 28.1 mm (min.) | 1.106 in (min.) |
| E | 59.3 mm (min.) | 2.335 in (min.) |
| F | 19.8 ± 0.41 mm | 0.780 ± 0.016 in |
| Mass | (approximate) | 260 grams/half |
| Magnetic Dimensions | A _e - Eff. Mag. Cross Section | 4.87 cm ² |
| | L _e - Eff. Mag. Path Length | 18.5 cm |
| | V _e - Eff. Core Volume | 90.1 cm ³ |
| | WA - Min. Eff. Window Area | 11.0 cm ² |
| | sa - Surface Area | 245 cm ² |
| | mlt - mean length per turn | 16.8 cm |
| Inductance | μ _i (reference) | 60 |
| | A _L value (nominal) | 237 nH/N ² |
| | Test Winding | N=100, #14 AWG |
| | Frequency | 10 kHz |
| | Voltage on Agilent 4284A | 2.2 V |
| | A _L tolerance | ±8% |
| Core Loss | $\text{Core Loss (mW/cm}^3\text{)} = \frac{f}{\frac{a}{B_{pk}^3} + \frac{b}{B_{pk}^{2.3}} + \frac{c}{B_{pk}^{1.65}}} + d \cdot B_{pk}^2 \cdot f^2$ | |
| | where B _{pk} expressed in gauss, f expressed in hertz, and: a=7.89E+09, b=7.11E+08, c=8.98E+06, d=2.85E-14 | |
| | B _{pk} | 1000 G |
| | frequency | 50 kHz |
| | Core Loss (nominal) | 323 mW/cm ³ |
| Core Loss (maximum) | 372 mW/cm ³ | |
| DC Saturation | $\% \mu_i = \frac{1}{a + b \cdot H^c} + d$ | |
| | where H expressed in oersteds, and: a=0.01, b=4.47E-06, c=1.74, d=0.00 | |
| | H _{DC} | 100 Oe |
| | Percent Initial Perm (nom.) | 42.2% |
| Percent Initial Perm (min.) | 34.7% | |
| Coating/Pkg | Coating Type: | None |
| | Voltage Breakdown (min.) | N/A |
| | Limit | N/A |
| | Package Quantity | 60 Halves/Box |

| | | | | | | | | | | | | | |
|----------------------|---------------------|-------|--------|--------|---------|---------|---------|-------|-------|-------|-------|-------|-------|
| Winding Table | Wire Size | AWG | 8 | 10 | 12 | 14 | 16 | 18 | 20 | 22 | 24 | 26 | 28 |
| | | mm | 3.150 | 2.500 | 2.000 | 1.600 | 1.250 | 1.000 | 0.800 | 0.630 | 0.500 | 0.400 | 0.315 |
| | Full Winding | Turns | 59 | 92 | 142 | 220 | 340 | 526 | 814 | 1,260 | 1,950 | 3,019 | 4,672 |
| | Rdc(Ω) | | 20.4 m | 50.6 m | 124.2 m | 306.1 m | 752.3 m | 1.9 | 4.6 | 11.2 | 27.6 | 68.0 | 167.3 |



Handling and Storage: Cores should be stored in the original unopened packaging between -10°C and +50°C and less than 60% relative humidity. After the original packaging is opened, the cores should be stored between -8°C and +25°C less than 30% relative humidity. Gloves should be used when handling uncoated cores. The cores should also be sheltered from rain, moisture, salt water, salt air, plasters, ashes, sulfur, sulfur dioxide, ammonia sulfates, soils, acids, metals shavings, and solvents.

Operating Temperature: Cores can be used continuously at operating temperatures between -60°C and +200°C.

RoHS 2.0, REACH and ISO (TS16949, ISO 9001, ISO 14001) compliant. Statements available for download at www.micrometalsapc.com.