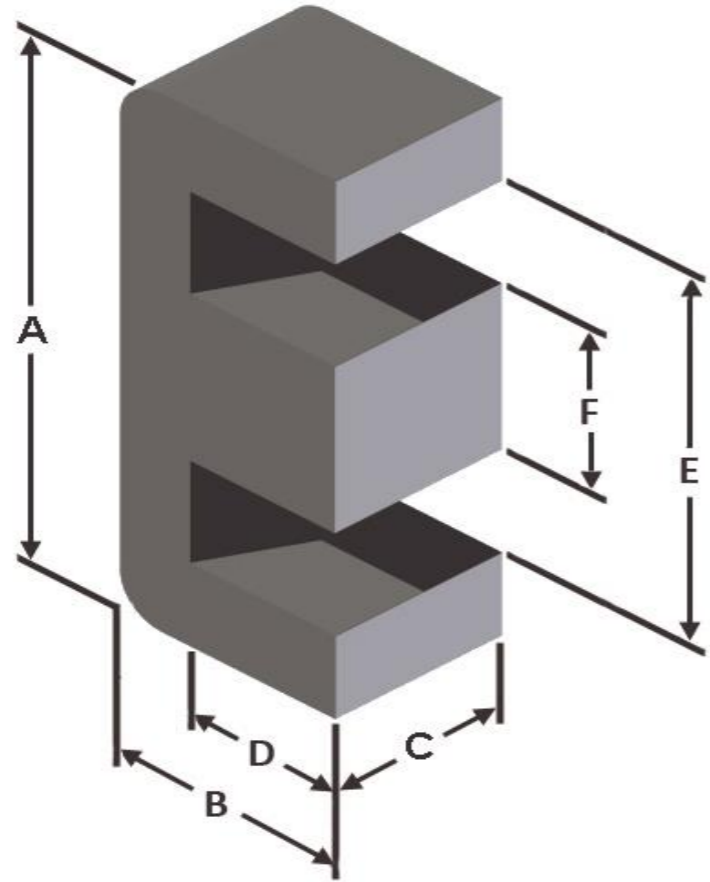




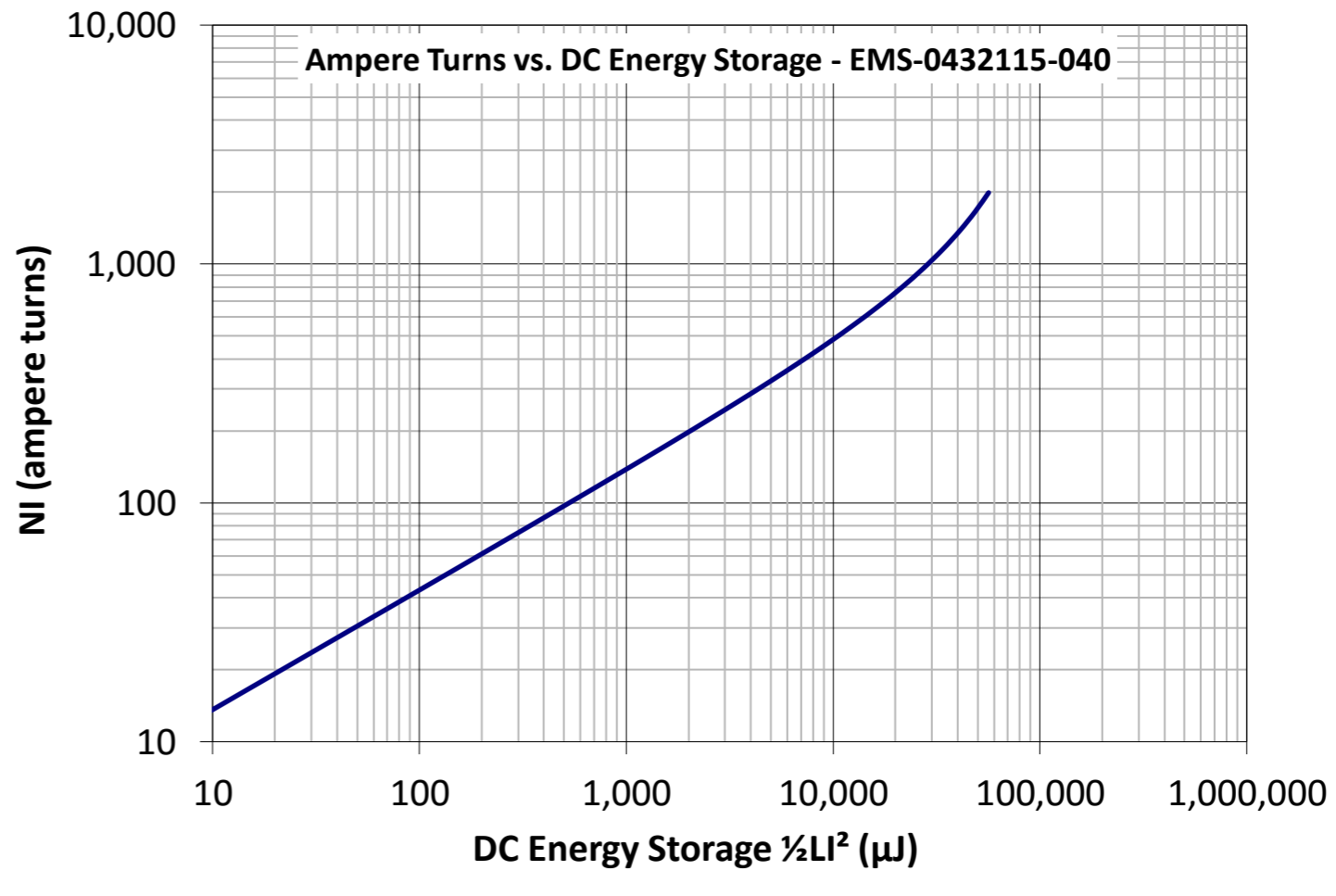
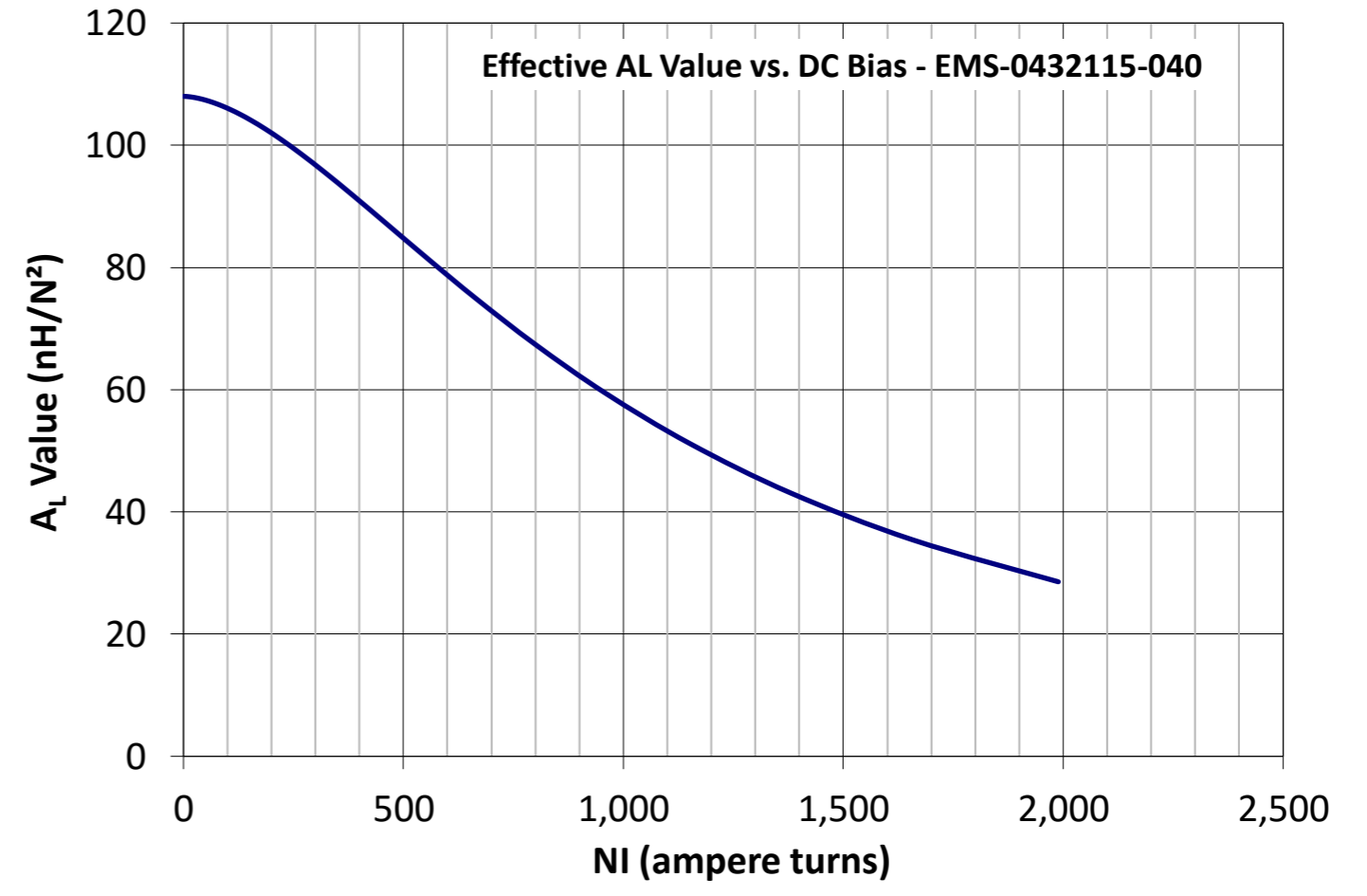
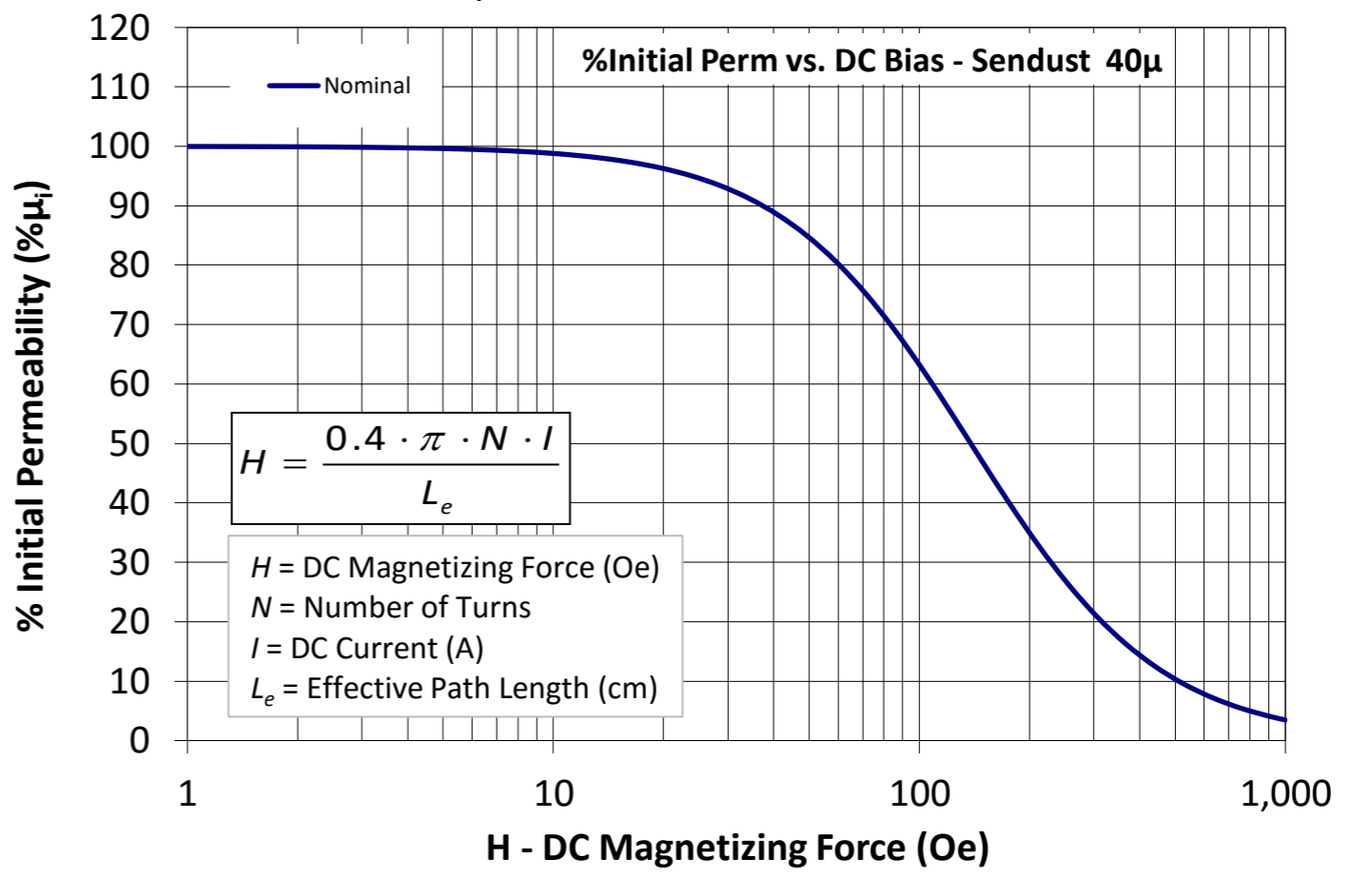
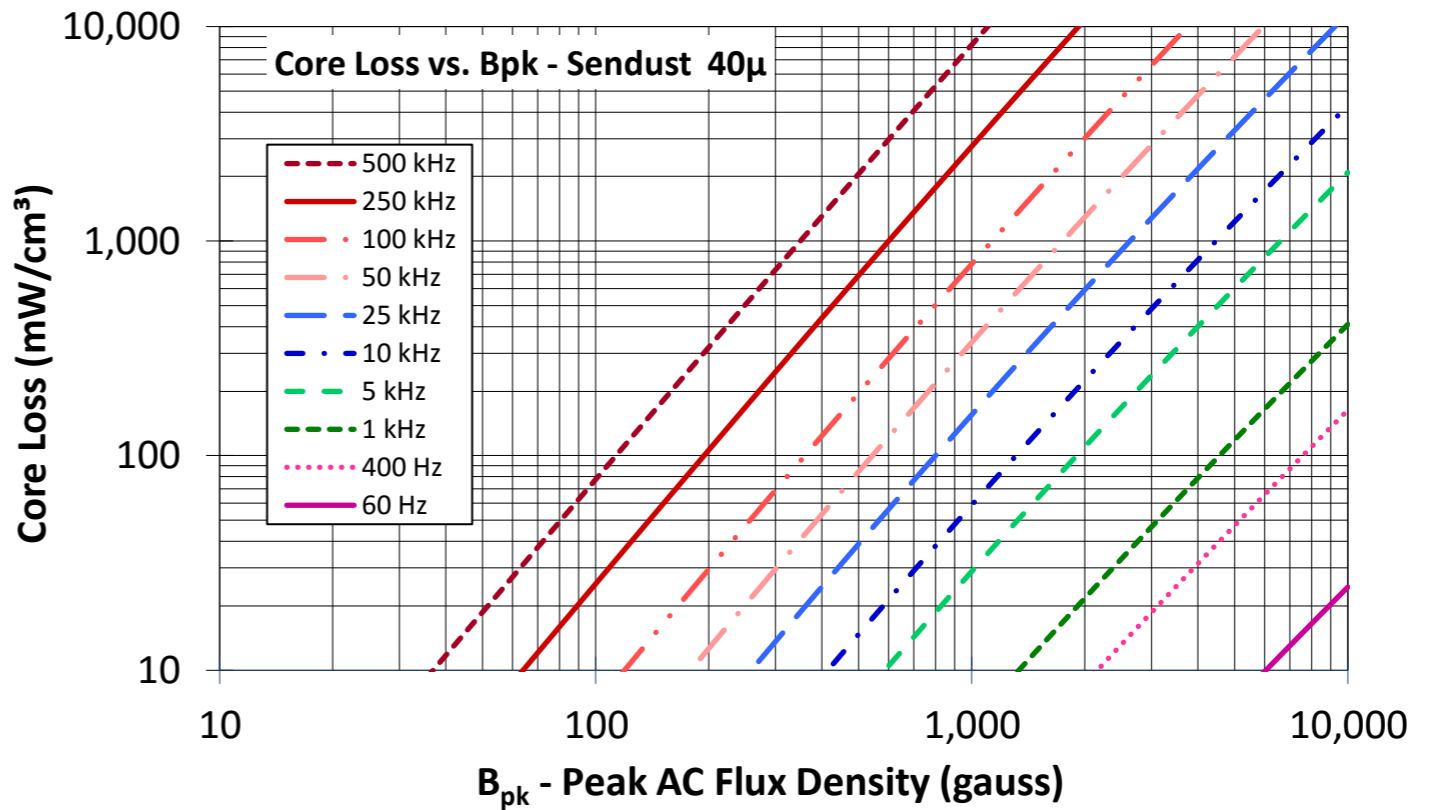
Part Number: EMS-0432115-040

Revision 20160816 - Generated 2016-Aug-16



A	42.8 ± 0.64 mm	1.685 ± 0.025 in
B	21.1 ± 0.33 mm	0.831 ± 0.013 in
C	15.4 ± 0.25 mm	0.606 ± 0.010 in
D	15 mm (min.)	0.591 in (min.)
E	30.4 mm (min.)	1.197 in (min.)
F	11.9 ± 0.25 mm	0.469 ± 0.010 in
Mass	(approximate)	49 grams/half
Magnetic Dimensions	A _e - Eff. Mag. Cross Section	1.83 cm ²
	L _e - Eff. Mag. Path Length	9.84 cm
	V _e - Eff. Core Volume	18.0 cm ³
	WA - Min. Eff. Window Area	2.74 cm ²
	sa - Surface Area	73.5 cm ²
	mlt - mean length per turn	9.16 cm
Inductance	μ _i (reference)	40
	A _L value (nominal)	108 nH/N ²
	Test Winding	N=100, #18 AWG
	Frequency	10 kHz
	Voltage on Agilent 4284A	0.81 V
A _L tolerance	±8%	
Core Loss	$\text{Core Loss (mW/cm}^3\text{)} = \frac{f}{\frac{a}{B_{pk}^3} + \frac{b}{B_{pk}^{2.3}} + \frac{c}{B_{pk}^{1.65}}} + d \cdot B_{pk}^2 \cdot f^2$	
	where B _{pk} expressed in gauss, f expressed in hertz, and: a=1.00E+06, b=6.80E+08, c=8.07E+06, d=2.16E-14	
	B _{pk}	1000 G
	frequency	50 kHz
	Core Loss (nominal)	338 mW/cm ³
Core Loss (maximum)	388 mW/cm ³	
DC Saturation	$\% \mu_i = \frac{1}{a + b \cdot H^c} + d$	
	where H expressed in oersteds, and: a=0.01, b=2.54E-06, c=1.68, d=0.00	
	H _{DC}	100 Oe
	Percent Initial Perm(nom.)	63.2%
Percent Initial Perm(min.)	55.9%	
Coating/Pkg	Coating Type:	None
	Voltage Breakdown (min.)	N/A
	Limit	N/A
	Package Quantity	175 Halves/Box

Winding Table	Wire Size	AWG	8	10	12	14	16	18	20	22	24	26	28
		mm	3.150	2.500	2.000	1.600	1.250	1.000	0.800	0.630	0.500	0.400	0.315
	Full Winding	Turns	15	23	35	55	85	131	203	314	486	752	1,164
	Rdc(Ω)	2.8 m	6.9 m	16.7 m	41.7 m	102.4 m	251.0 m	618.7 m	1.5	3.7	9.2	22.7	



Micrometals Alloy Powder Cores, A Division of Micrometals, Inc. - 5615 E. La Palma Ave., Anaheim, California 92807 USA

Ph: +1-714-970-9400, Toll Free in USA: +1-800-356-5977, Asia Pacific Sales: +852 3106 3736

www.MicrometalsAPC.com