

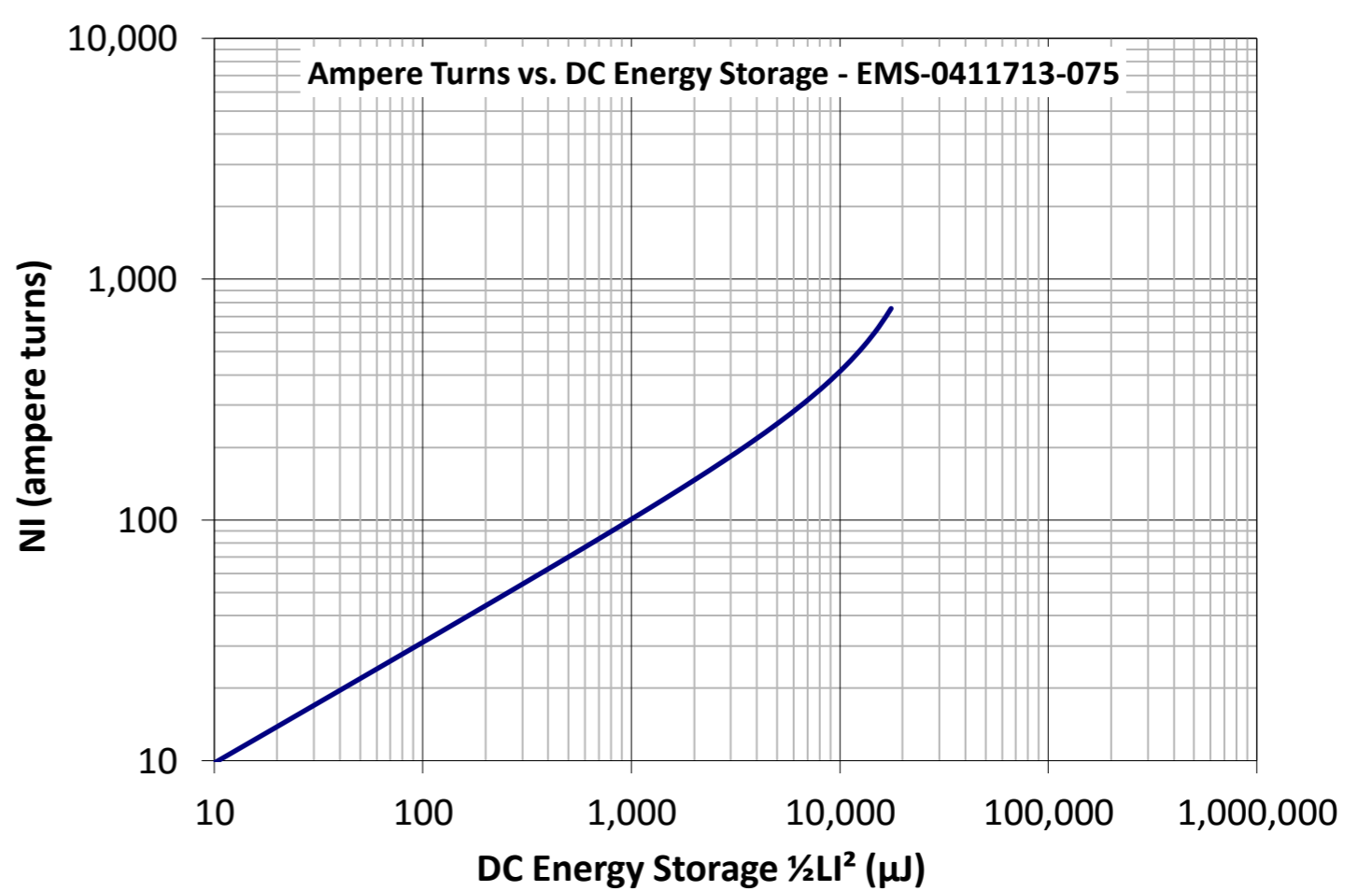
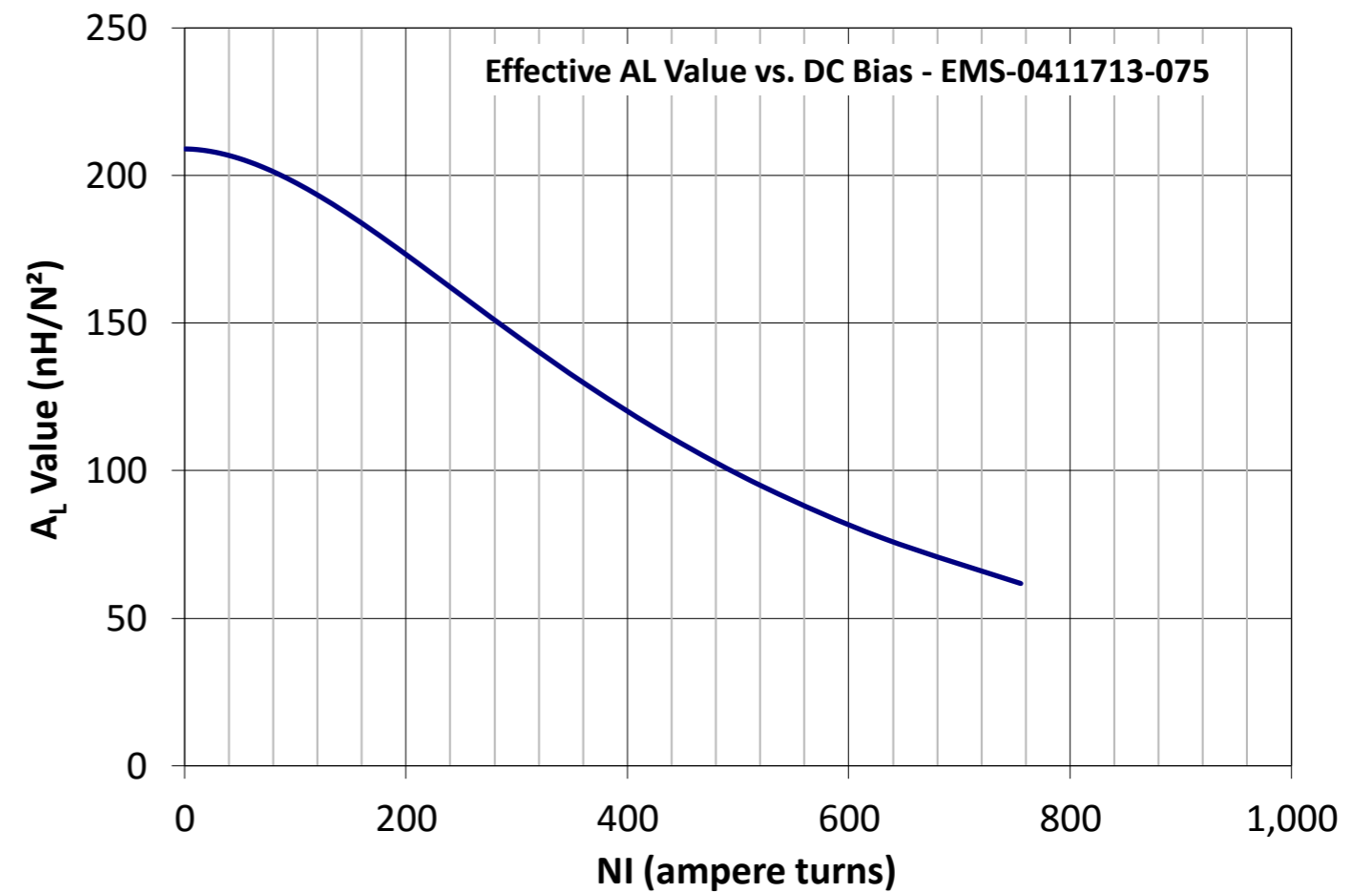
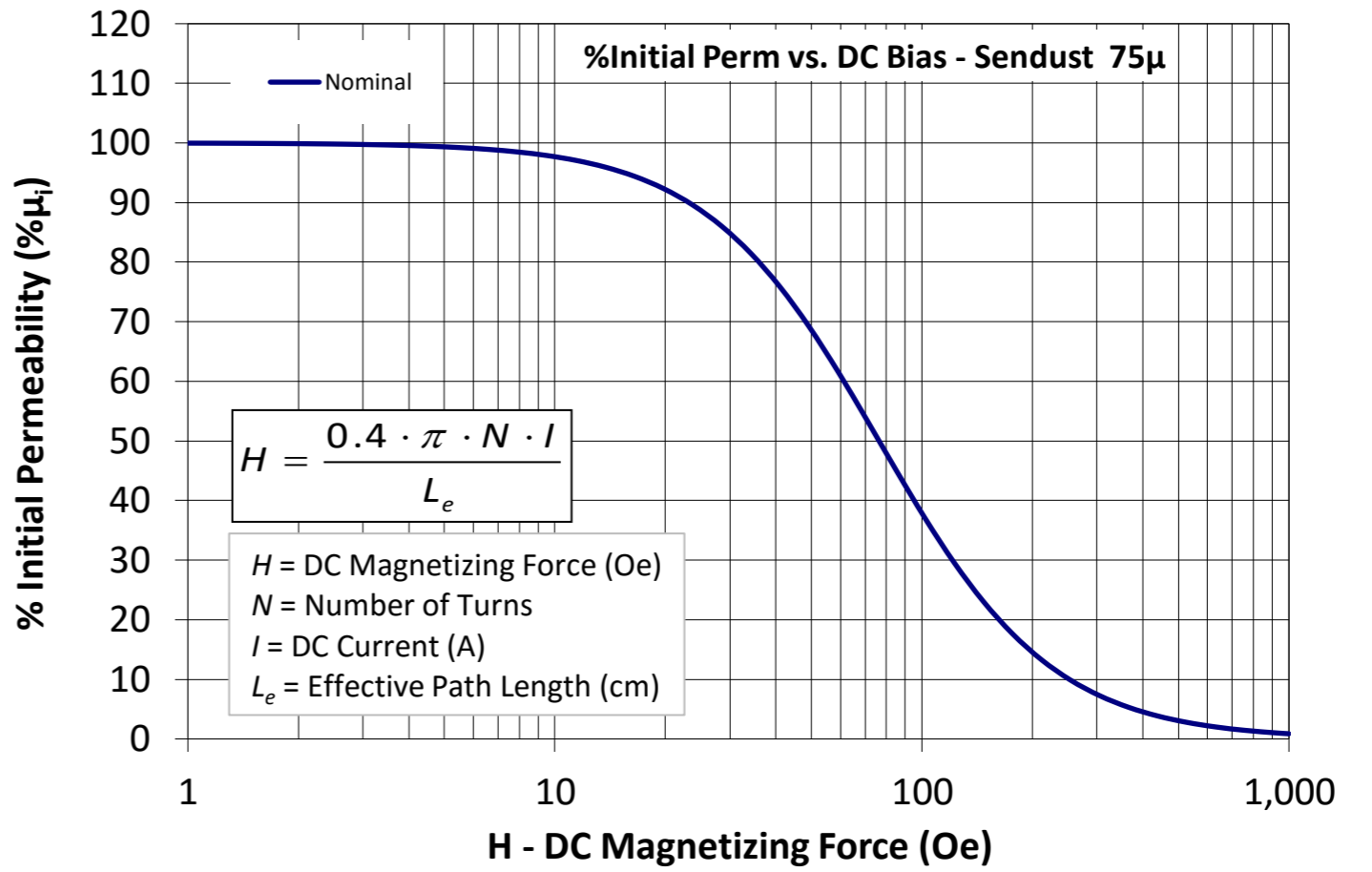
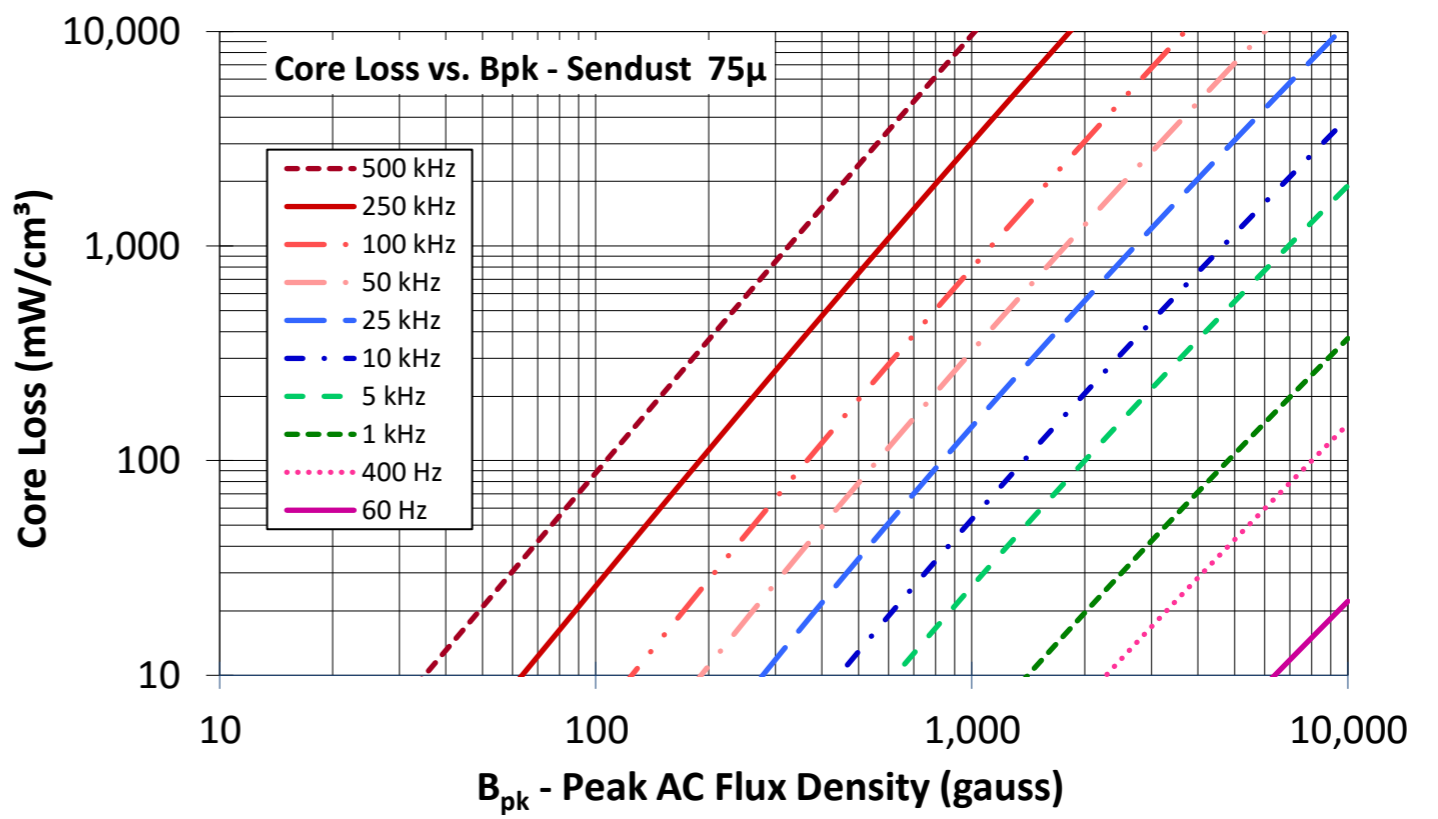


Part Number: EMS-0411713-075

Revision 20160816 - Generated 2016-Aug-16



A	40.9 ± 0.61 mm	1.610 ± 0.024 in
B	16.5 ± 0.28 mm	0.650 ± 0.011 in
C	12.5 ± 0.18 mm	0.492 ± 0.007 in
D	10.4 mm (min.)	0.409 in (min.)
E	28.3 mm (min.)	1.114 in (min.)
F	12.5 ± 0.20 mm	0.492 ± 0.008 in
Mass	(approximate)	35 grams/half
Magnetic Dimensions	A _e - Eff. Mag. Cross Section	1.52 cm ²
	L _e - Eff. Mag. Path Length	7.75 cm
	V _e - Eff. Core Volume	11.8 cm ³
	WA - Min. Eff. Window Area	1.62 cm ²
	sa - Surface Area	53.2 cm ²
	mlt - mean length per turn	8.16 cm
Inductance	μ _i (reference)	75
	A _L value (nominal)	209 nH/N ²
	Test Winding	N=100, #20 AWG
	Frequency	10 kHz
	Voltage on Agilent 4284A	0.67 V
	A _L tolerance	±8%
Core Loss	$\text{Core Loss (mW/cm}^3\text{)} = \frac{f}{\frac{a}{B_{pk}^3} + \frac{b}{B_{pk}^{2.3}} + \frac{c}{B_{pk}^{1.65}}} + d \cdot B_{pk}^2 \cdot f^2$	
	where B _{pk} expressed in gauss, f expressed in hertz, and: a=7.89E+09, b=7.11E+08, c=8.98E+06, d=2.85E-14	
	B _{pk}	1000 G
	frequency	50 kHz
	Core Loss (nominal)	323 mW/cm ³
Core Loss (maximum)	372 mW/cm ³	
DC Saturation	$\% \mu_i = \frac{1}{a + b \cdot H^c} + d$	
	where H expressed in oersteds, and: a=0.01, b=3.41E-06, c=1.84, d=0.00	
	H _{DC}	50 Oe
	Percent Initial Perm(nom.)	68.6%
Percent Initial Perm(min.)	60.9%	
Coating/Pkg	Coating Type:	None
	Voltage Breakdown (min.)	N/A
	Limit	N/A
	Package Quantity	175 Halves/Box



Winding Table	Wire Size	AWG	10	12	14	16	18	20	22	24	26	28	30
		mm	2.500	2.000	1.600	1.250	1.000	0.800	0.630	0.500	0.400	0.315	0.250
	Full Winding	Turns	14	21	32	50	78	120	186	288	446	690	1,068
		Rdc(Ω)	3.7 m	8.9 m	21.6 m	53.7 m	133.2 m	325.8 m	803.1 m	2.0	4.9	12.0	29.5

Micrometals Alloy Powder Cores, A Division of Micrometals, Inc. - 5615 E. La Palma Ave., Anaheim, California 92807 USA

Ph: +1-714-970-9400, Toll Free in USA: +1-800-356-5977, Asia Pacific Sales: +852 3106 3736

www.MicrometalsAPC.com