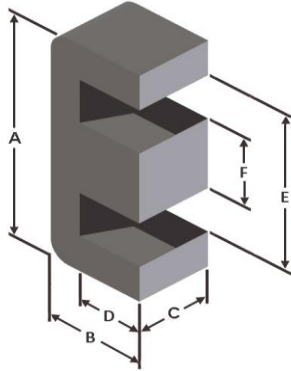
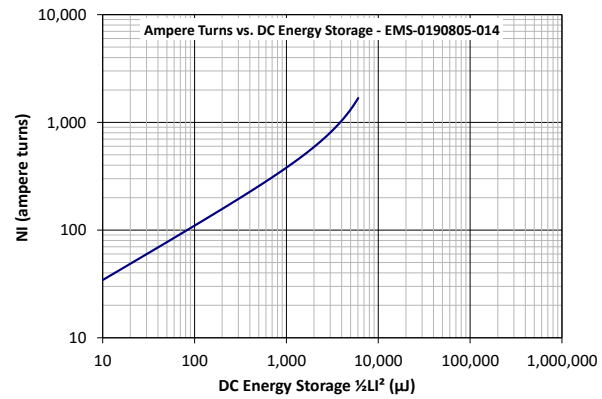
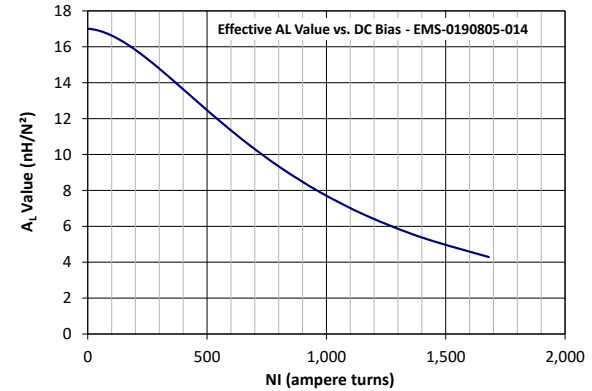
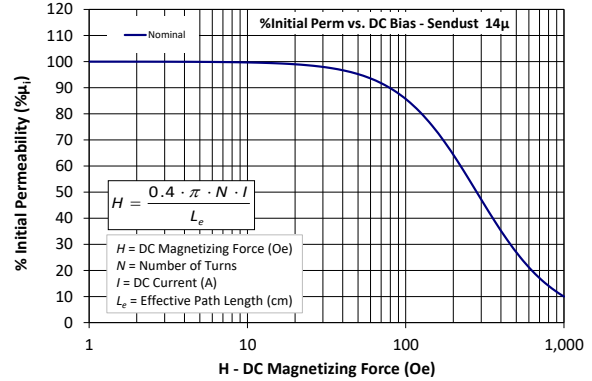
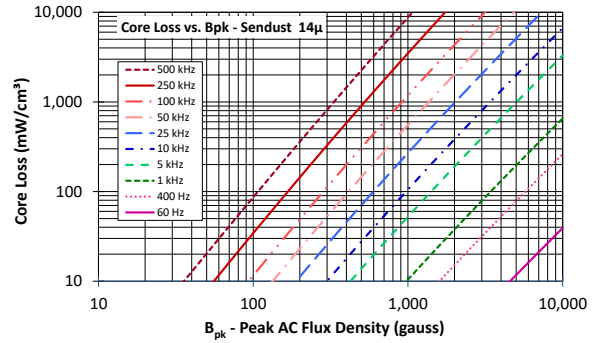




**Part Number:** EMS-0190805-014  
 Revision 20180523 - Generated 2018-May-23



<b>A</b>	19.3 ± 0.30 mm	0.760 ± 0.012 in											
<b>B</b>	8.1 ± 0.18 mm	0.319 ± 0.007 in											
<b>C</b>	4.78 ± 0.15 mm	0.188 ± 0.006 in											
<b>D</b>	5.54 mm (min.)	0.218 in (min.)											
<b>E</b>	13.9 mm (min.)	0.547 in (min.)											
<b>F</b>	4.78 ± 0.13 mm	0.188 ± 0.005 in											
<b>Mass</b>	(approximate)	2.1 grams/half											
<b>Magnetic Dimensions</b>	A <sub>e</sub> - Eff. Mag. Cross Section	0.228 cm <sup>2</sup>											
	L <sub>e</sub> - Eff. Mag. Path Length	4.01 cm											
	V <sub>e</sub> - Eff. Core Volume	0.914 cm <sup>3</sup>											
	WA - Min. Eff. Window Area	0.498 cm <sup>2</sup>											
	sa - Surface Area	11.9 cm <sup>2</sup>											
	mlt - mean length per turn	3.74 cm											
<b>Inductance</b>	μ <sub>i</sub> (reference)	14											
	A <sub>i</sub> value (nominal)	17 nH/N <sup>2</sup>											
	Test Winding	N=100, #26 AWG											
	Frequency	10 kHz											
	Voltage on Agilent 4284A	0.10 V											
	A <sub>i</sub> tolerance	±8%											
<b>Core Loss</b>	$\text{Core Loss (mW/cm}^3\text{)} = \frac{f}{a} + \frac{b}{B_{pk}^3} + \frac{c}{B_{pk}^{2.3}} + \frac{d}{B_{pk}^{1.65}} + d \cdot B_{pk}^2 \cdot f^2$												
	where B <sub>pk</sub> expressed in gauss, f expressed in hertz, and: a=1.00E+06, b=2.84E+08, c=5.38E+06, d=1.42E-14												
	B <sub>pk</sub>	300 G											
	frequency	100 kHz											
	Core Loss (nominal)	112 mW/cm <sup>3</sup>											
	Core Loss (maximum)	129 mW/cm <sup>3</sup>											
<b>DC Saturation</b>	$\% \mu_i = \frac{1}{a + b \cdot H^c} + d$												
	where H expressed in oersteds, and: a=0.01, b=5.74E-07, c=1.73, d=0.00												
	H <sub>dc</sub>	200 Oe											
	Percent Initial Perm(nom.)	64.3%											
	Percent Initial Perm(min.)	56.8%											
<b>Coating/Pkg</b>	Coating Type:	None											
	Voltage Breakdown (min.)	N/A											
	Limit	N/A											
	Package Quantity	1,080 Halves/Box											
<b>Winding Table</b>	<b>Wire Size</b>	AWG	16	18	20	22	24	26	28	30	32	34	36
		mm	1.250	1.000	0.800	0.630	0.500	0.400	0.315	0.250	0.200	0.160	0.125
	<b>Full Winding</b>	Turns	15	24	37	57	88	137	212	328	508	786	1,216
		Rdc(Ω)	7.4 m	18.8 m	46.0 m	112.7 m	276.7 m	685.0 m	1.7	4.1	10.2	25.1	61.9



**Handling and Storage:** Cores should be stored in the original unopened packaging between -10°C and +50°C and less than 60% relative humidity. After the original packaging is opened, the cores should be stored between -8°C and +25°C less than 30% relative humidity. Gloves should be used when handling uncoated cores. The cores should also be sheltered from rain, moisture, salt water, salt air, plasters, ashes, sulfur, sulfur dioxide, ammonia sulfates, soils, acids, metals shavings, and solvents.

**Operating Temperature:** Cores can be used continuously at operating temperatures between -60°C and +200°C.

**RoHS 2.0, REACH and ISO (TS16949, ISO 9001, ISO 14001) compliant.** Statements available for download at [www.micrometalsapc.com](http://www.micrometalsapc.com).